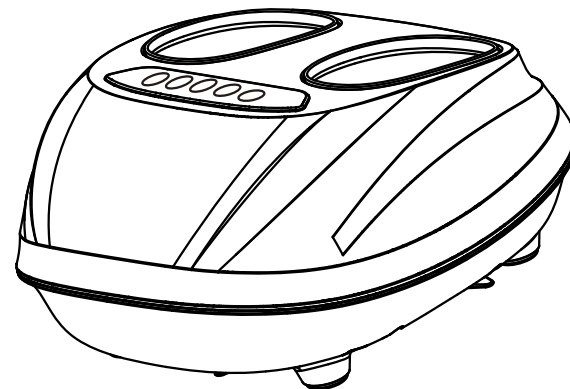


BionWell

FOOT Bionwell lábmasszírozó
SL-C305
MASSAGER
I N T E L L I G E N T

CARING YOUR FOOT

SAVE THESE INSTRUCTIONS



※Products refer to the actual product, without prior notice.

Operation Instructions

Thanks for purchasing this product. Please read this manual instruction carefully in order to know how to use this product correctly before operation. Please pay more attention to some important safety warning and keep this manual book properly for future use.

Note: Our Company reserves the right to revise the design and description of this product without any further notice. Please refer to the actual color of this product.

CONTENTS

Safety and maintenance	02
Name and function of components	04
Function	05
Method of usage	06
Product specification	10

Important Safety Warning



1. SafetyWarning

- Please use this product according to this Manual
- Please ensure that the mains power is suitable for this product. do not use this product if its casing or mains cable is damaged
- Do not allow any foreign matter to enter the clearance between the massagehead and the casing
- Do not allow the product to come into contact with water so as to avoid anypossible accidents that may result from a short circuit
- Please disconnect the product from the mains supply after use or before cleaningto avoid damage to the equipment or personal injury
- Do not plug or unplug this product when your hands are wet
- Do not pull the cable when plugging orunplugging, and not available strong force
- Do not damage the cable or change the circuit of the product
- Please cease using this product in case of a power cut in order to avoid anybody injury upon sudden power resumption
- Do not use any spare parts and attachments other than those recommended
- Do not use the appliance in outdoor
- Do not use this product with too much force so as to avoid injury
- Do not use this product within an hour after a meal
- Please stop using this product and consult your local supplier if you noticeanything abnormal with the product during use
- Please stop using this product and consult your doctor for adviceif you noticeanything abnormal with the product during use.
- This appliance is not intended for use by persons (including children) with reduced physical, sensory or mental capabilities, or lack of experience and knowledge, unless they have been given supervision or instruction concerning use of

Important Safety Warning



the appliance by a person responsible for their safety.Children should be supervised to ensure that they do not play with the appliance.

- If the Power Adapter is damaged, it must be replaced by the manufacturer, the maintain department or Similar professional person in order to avoid danger.

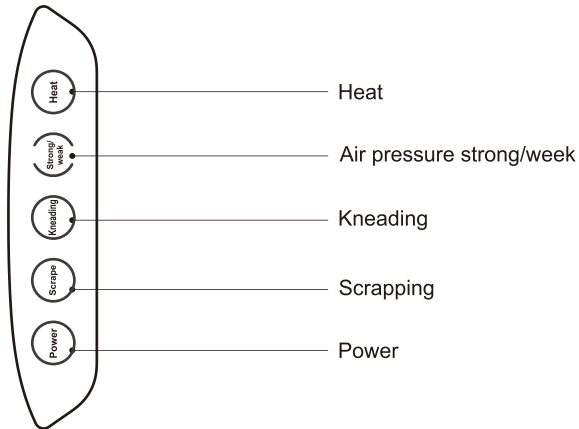
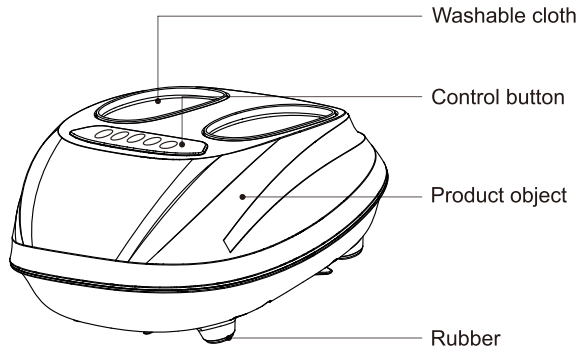
2.Working Environment

- Do not use this product in a highly humid environment such as a bathroom
- Do not use this product immediately after there has been a sharp change in theenvironmental temperature
- Do not use this product in an environment where there are lots of dust orcorrosive gases

3. People That Should Not Use This Product

- Women that are pregnant or menstruating
- People with contagious skin conditions
- Patients with osteoporosis
- Patients with heart diseases and with electronic medical instruments like a heartpacemaker
- People in a high fever
- Those who are injured or suffering from anybody surface disease
- Children under 14-year old or people mentally unbalanced without being Supervisedare not allowed to use this machine
- Those who need to rest according to a doctor's advice or those who do not feelwell
- Those who are wet
- Those are under the influence of alcohol or feeling unwell
- Please according to your doctor's advice if you have had an operation recently
- The appliance has a heated surface. Persons insensitive to heat must be careful when using the appliance.

Name and function of components



Function

- New design , touch-key.
- With air pressure, scrapping , kneading function.
- Scrapping : foot roller scrapping the arch ,Stimulate the acupuncture points on the foot, improve overall foot blood circulation, improve energy.
- Kneading : foot roller kneading the foot.Relieve stiffness or tension in the feet.
- Heating: adopt carbon fiber as far infrared heat source, can alleviate foot ache or The foot muscles are tired.
- Full surround massage : from toes to ankle, from upper foot to bottom foot.
- Safety : automatically release the air bag when power cut
- Rated time : 10 mins in any mode.
- Foot cloth with zipper . easy take off and washable for keep clean.






Method of usage

1. Start massage

- Power plug insert to power outlet, product enter to standby situation. Press on/off start massage.
- Finished 10 minutes massage, it will be automatically stop , the power button light shrinking. Product on standby situation.
- Unplug the power cord.



·Power plug in image.

BUTTON	DESCRIPTION
	Power button : working with lights on , standby with lights shrinking”
	Scraping button : light on , scraping on. Light off, scraping off.
	Kneading button : light on , kneading on , light off, kneading off
	Air pressure strong /week button : strong and week each have its own light. strong light on, air pressure strong, week is the same.
	Heat : light on , heating on. Light off, heating off.

Method of usage

NOTICE

- 1.Power off the chair if you don't use the product regularly , and unplug to power.
- 2.It is not allowed to stand on the product once during massage or when finished massage. It is easy to damage the product.

2.Troubleshooting

- This chapter summarizes the most common problems encountered in the use of this product if you cannot solve the problem.Please contact your area right repair center or guest for the following information to resolve the problem.
Customer service center consultation.
- If the list is not mention the problem that you meet, please do following first :
 - 1.Power off the product.
 - 2.Leave the product alone 60 minutes.
 - 3.Re-plug to power and start massage again.

Method of usage

Problem	Probably reason	Solution
Product no work	Power cable plug is not good plug in	Check the voltage is correct, good plug the cable.
	Just finished 10 minutes working, the product automatically stop and in standby situation.	If want to massage gain, press power button
	Keep using product 30 minutes, the product start,overheat protection device to cut off power to protect the product.	Must unplug to the power 60 minutes , then re-plug and use the product again.
	Overload of weight (user stand on the product	Please sit down when use the product.
Product to be overheat	Heating is on	Close heating function
	Product keep working 30 minutes	Unplug to power , and leave it alone to be cool. Please unplug the product once finished using.

Method of usage

3.Product maintenance

- Clean
Don't use abrasive cleaner or corrosive liquids (such as gasoline or Acetone) to clean the product.
1.Unplug to power
2.Use dry cloth to clean
3.Do not use detergent
- Storage
1.unplug to power
2.Store in a cool, dry place away from sunlight.
3.Do not place heavy objects on the top of the product.
- Replace
If the casing is damaged, discontinue use of this product and ask from an authorized service center or customer service center in your area.
- Warranty and Service
If you need more information about the product or have any questions, please contact the local distributor.

Product specification

Model: Bionwell lábmasszírozó SL-C305

Name: Foot Massager

Rated voltage: 110-120V~ 60Hz

220-240V~ 50Hz/60Hz

Rated power input: 40W

Rated time: 10min

Noise: \leq 55dB

Safety structure:

