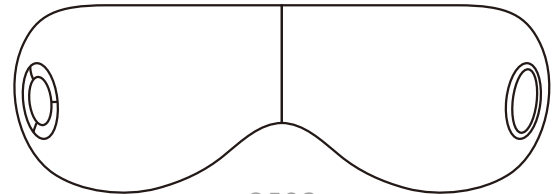


# EYE MASSAGER

FASHIONAL JOURNEY MATE, BRIGHT EYES, HELP SLEEP

**SAVE THESE INSTRUCTIONS**



C58S

OPERATION INSTRUCTIONS

Thanks for purchasing this product. Please read this manual instruction carefully in order to know how to use this product correctly before operation. Please pay more attention to some important safety warning and keep this manual book properly for future use.  
Note: Our Company reserves the right to revise the design and description of this product without any further notice. Please refer to the actual color of this product.

## **CONTENTS**

---

Important safety warning	02
Product name	04
Preparing before operate	05
Operate instruction	06
Troubleshooting	07
Cleaning and maintenance	08
Product parameter	09

## Important Safety Warning



### 1. Safety Warning

- Please use this product according to this Manual.
- Please ensure that the mains power is suitable for this product. do not use this product if its casing or mains cable is damaged.
- Do not allow any foreign matter to enter the clearance between the massage head and the casing.
- Do not allow the product to come into contact with water so as to avoid any possible accidents that may result from a short circuit.
- Please disconnect the product from the mains supply after use or before cleaning to avoid damage to the equipment or personal injury
- Do not plug or unplug this product when your hands are wet.
- Do not pull the cable when plugging or unplugging, and not available strong force.
- Do not damage the cable or change the circuit of the product.
- Please cease using this product in case of a power cut in order to avoid anybody injury upon sudden power resumption.
- Do not use any spare parts and attachments other than those recommended.
- Do not use the appliance in outdoor.
- Do not use this product with too much force so as to avoid injury.
- Do not use this product within an hour after a meal.
- Please stop using this product and consult your local supplier if you notice anything abnormal with the product during use.
- Please stop using this product and consult your doctor for advice if you notice anything abnormal with the product during use.
- This appliance is not intended for use by persons (including children) with reduced physical, sensory or mental capabilities, or lack of experience and knowledge, unless they have been given supervision or instruction concerning use of the appliance by a person responsible for their safety. Children should be supervised to ensure that they do not play with the appliance.
- If the Power Adapter is damaged, it must be replaced by the manufacturer, the maintain department or Similar professional person in order to avoid danger.

### 2. Working Environment

- Do not use this product in a highly humid environment such as a bathroom.

## Important Safety Warning

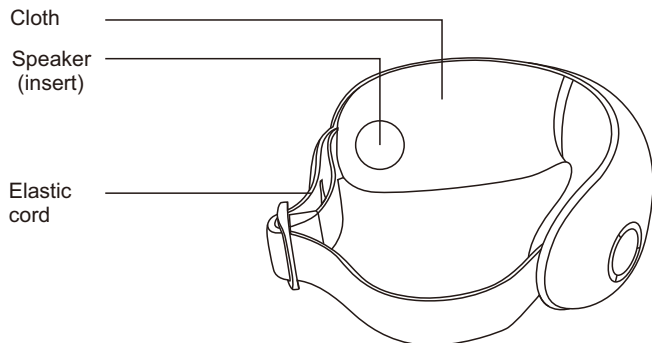
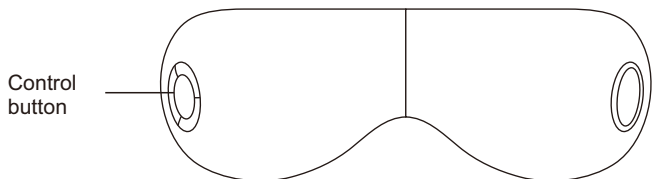


- Do not use this product immediately after there has been a sharp change in the environmental temperature.
  - Do not use this product in an environment where there are lots of dust or corrosive gases.
- ### 3. People That Should Not Use This Product
- Women that are pregnant or menstruating.
  - People with contagious skin conditions.
  - Patients with osteoporosis.
  - Patients with heart diseases and with electronic medical instruments like a heart pacemaker.
  - People in a high fever.
  - Those who are injured or suffering from anybody surface disease.
  - Children under 14-year old or people mentally unbalanced without being supervised are not allowed to use this machine.
  - Those who need to rest according to a doctor's advice or those who do not feel well.
  - Those who are wet.
  - Those are under the influence of alcohol or feeling unwell.
  - Please according to your doctor's advice if you have had an operation recently.
  - The appliance has a heated surface. Persons insensitive to heat must be careful when using the appliance.
  - Person with Eye diseases is not allowed to use or must consult the doctor. Person who had Eye surgery is forbidden to use this product.
  - Person must take off Contact lenses before use this product.
  - Wear the massager first, then turn on.
  - Do not wear contact lens, hair ornament and so on when use the product.
  - This product is home used health product, not suitable for Diagnosis, treatment and other commercial use.
  - If need be cleaned, should use the cotton that has medicinal alcohol to wipe, forbid water to wash product, do not put in liquid to soak
  - Please use the adaptor supplied by our company.
  - Please close your eyes when use the product. The eyes will be fuzzy after take off the product, close eye to rest 1-3mins to recovery.

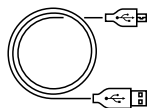
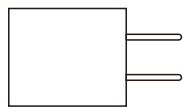
## Product Name

---

### Main body



### Accessories



## Preparing Before Operate

---

- 1.Ensure the product with power
- 2.Please use it after charged, if function closed and the blue indicate light shrinking 30 second when turn on the product or the product cannot be turn on .
- 3.The power adaptor must be took off when the battery with full power, otherwise, the life of the product will be shortened.

### Charge

- 1.Press the cover of the "recharge/ download" plug to open it .
- 2.Connect the product to the adaptor through the USB cable
- 3.The red light is on when charge, and off when finished.
- 4.Don't turn on the product when charging
- 5.This product equipped with the rechargeable battery. Every time should charge 4-5hours.

### Recharging Situation



### Download

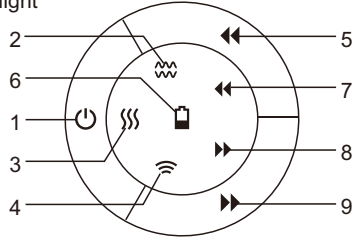
Connect the computer with the eye massager by USB cable in turn off situation. Press" on/off& mode exchange for 2 seconds to start the product, the computer will automatic detect the Built-in storage device, you can start to copy or delete the music ( the product only support MP3 format music )

### In download situation



## Operate Instruction

1. On/off & mode exchange (press this button for 2 seconds to start or stop, press this button shortly to switch to different mode)
2. Air pressure mode indicate light
3. Hot compress mode indicate light
4. Vibrating mode indicate light
5. Previous song button
6. Recharge indicate light
7. Previous song indicate light
8. Next song indicate light
9. Next song button



### Using time

15min working time, if you want to massage long time, you should switch the button to enjoy massage again. (Suggest use 15mins every time)

### Music And Volume Control

Turn on with default mode: music start, short press ▶ button, turn to next song. Long press ▶ button, volume is high, short press ◀ button, turn to previous song. Long press ◀ button, volume is down. Press ▶/◀ button together, music pause. Press ▶/◀ button together again, the music start. 11 songs are installed in device.

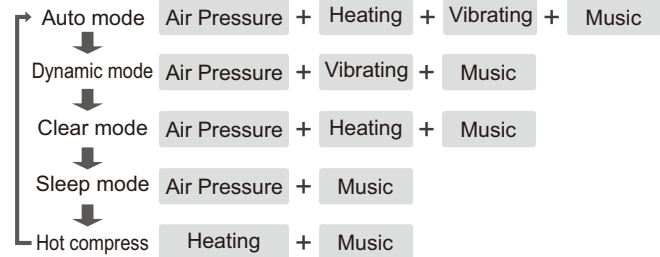
### Turn On With Default Mode

Press the "turn on /mode button" in 2 second on the situation of off, start the product with default mode. Press "turn on /mode button" shortly on the situation of on, the massage mode changed. Press the "turn on / mode button" in 2 seconds, turn off the product.

## Operate Instruction

Auto mode: Air Pressure + Heating + Vibrating + Music

Cycle mode by one button:



## Troubleshooting

If a fault occurs when operating this product, please check according to the following methods, if cannot find the problem or the product still cannot operate, please shut off the power and contact the service center to repair.

Basic fault	Possibility fault reason	Fault solution
Can not turn on	Power off	Charge the product if it is power off
Can not charge	1. Adaptor is good connect with wire or not? 2. Wire or USB plug is damaged or not?	1. Right connect the wire and adaptor. 2. If damaged, contact the manufacturer
Ok to turn on but The function is not Work.	Whether the power is off soon	Charge promptly if power off soon
The music download by yourself is no ok to listen	The music file format is in mp3 format or not	Change to MP3 format

## Cleaning And Maintenance

---

### Power detection

Please don't charge the product if the power voltage is beyond the machine defined limited.

- 1.If the product is dirty, please use soft cloth soaked with medical alcohol to wipe.
- 2.The product should be placed in a safe place after used. Do not put heavy objects on it.
- 3.Anti-moisture, anti-rots and anti-pollution should be adopted
- 4.When the fault occurs, should call professional technician to repair, don't dismantle by yourself.

### Transport and storage

- 1.Temperature:  $-40^{\circ}\text{C}\sim 40^{\circ}\text{C}$
- 2.The relative humidity: no more than 80%, no corrosive gas and Well-ventilated room.
- 3.Transport: This product can bare simple shock should be avoid to raining, snowing, raining splash, inversion and collision. If the product storage more than six months, it should be check and charge half hour to maintenance. The room should be well ventilated , avoid intense sun exposure and corrosive gas.

## Product Parameter

---

Model: C58S

Name: EYE massager

The power adapter input:100-240V~ 50Hz/60Hz

The power adapter output: 5V 

Rated power input: 5W

Rated time: 15Min

Product safeguard construction: 